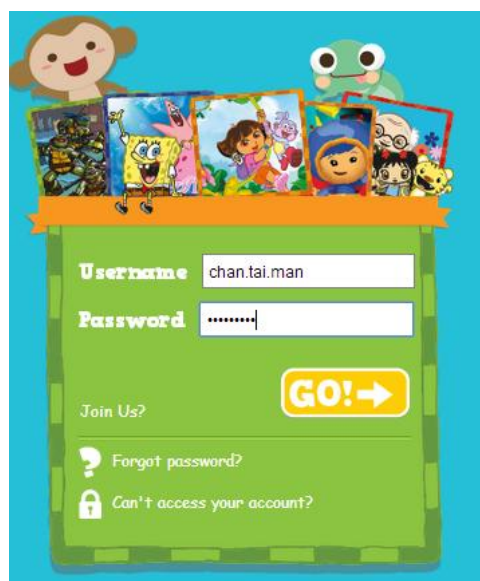




Fun and Friends (HK Version) 2014 – 2015 User Manual

Please login <http://fnfclub.hk> with your user information in a computer. If you are an iPad or Android tablet user, please make sure you have downloaded "Puffin Academy" browser from Apple "Apps Store" or Android "Google Play" before doing the programme.



Username _____ (Name of child / student ID,
e.g. fnf.chan.tai.man / fnf.s20101001)
Password _____ (Please change your password
immediately after login)

Enquiries:

Fun and Friends Learning Service Team

Hotline : (852) 3188 2357

Email: fnf@funlearning.com.hk

Address: Room 2104-5, Telford House, 16 Wang Hoi Road, Kowloon Bay, Hong Kong

Service hour: Mon to Fri, 9:00 am – 8:00 pm

For non-service hours, please leave us a message with the following details:

- **Your school name**
- **Your name**
- **Your class**
- **Your question**
- **Your contact no.**

We will respond to your service request within 1 working day.

Fun and Friends (HK Version) 2014-15 User Manual

Reminders :

- ☑ Programme Period: 1 Sep 2014 – 30 June 2015
- ☑ Please use small letters for 'Username'.
- ☑ Students must enter both email addresses in "Profile" for password retrieval and receiving Progress Report.
- ☑ To achieve maximum score, participation in all learning materials (including videos and sound clips) is necessary.

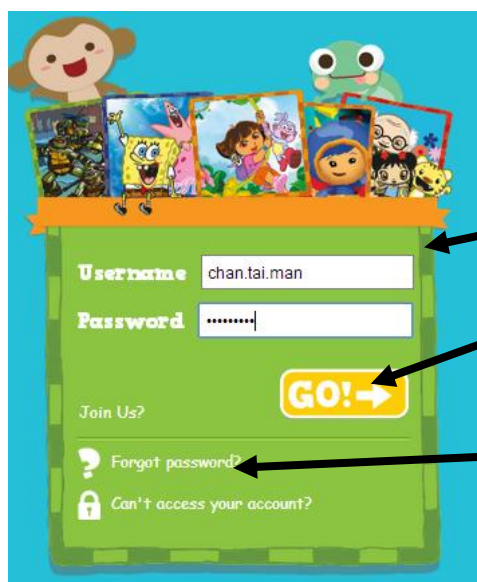
System implementation and equipment requirement: (Please refer to P.10-12)

- Windows 2000 / XP / Vista / 7 / 8.1; Latest OSX for Mac
- Internet Explorer 10 or above; Chrome, Safari and Firefox (latest Version)
- Adobe Flash Player 10.1 or above

I. Login

1. PC or Mac Users

Login URL : <http://fnfclub.hk>



Enter **Username** and **Password**.
(This information can be found on the email to parents.)

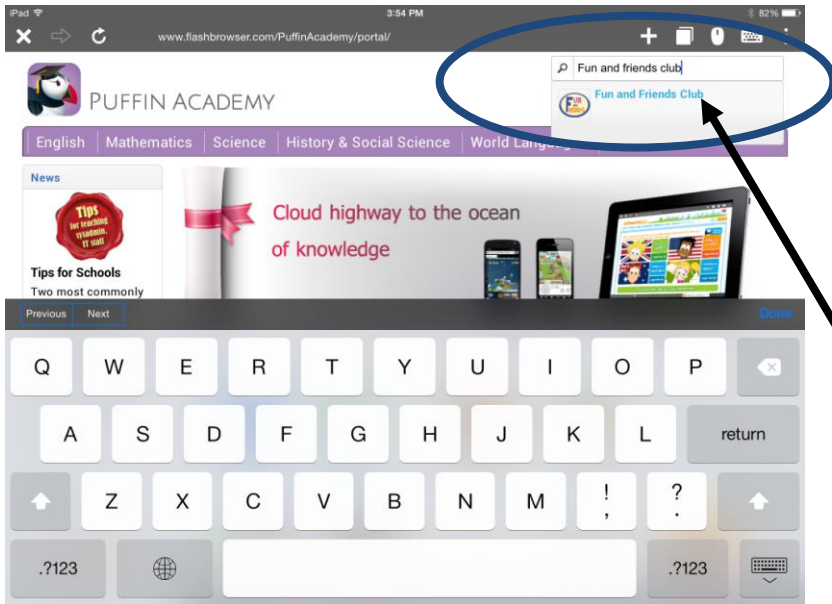
Click **GO** to Login

Please click "**Forgot password**" and enter personal information if you forget your password. The password will be sent to the registered email address.

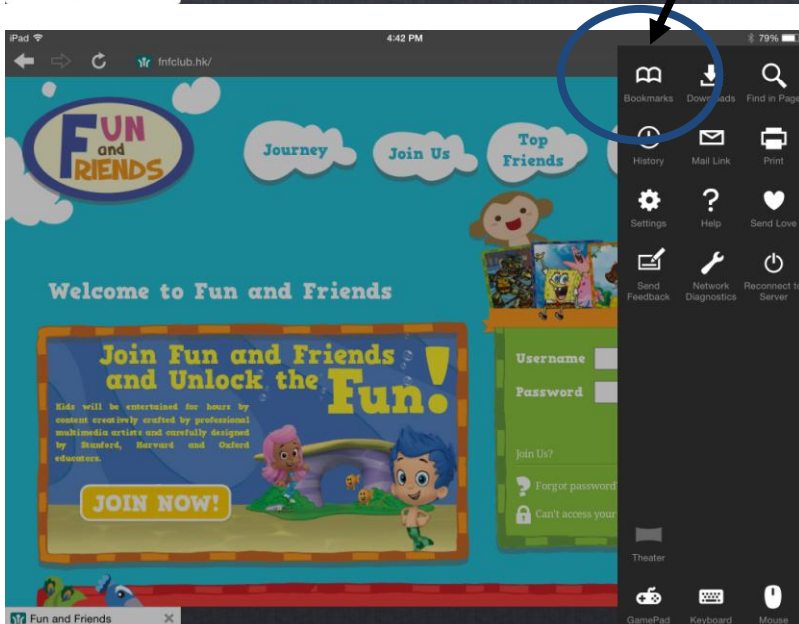
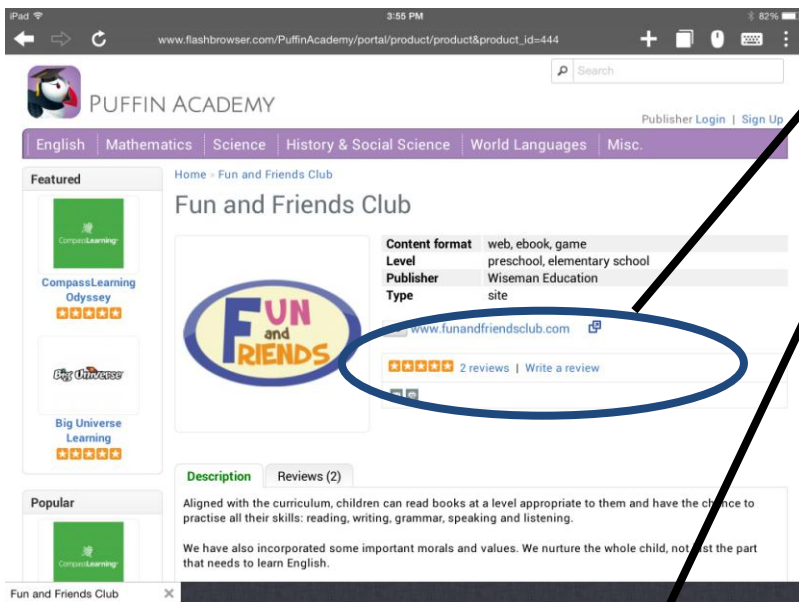
2. Android/iPad Users

Download "Puffin Academy" from browser from Apple "Apps Store" or Android "Google Play" before doing the programme.






When you are in Puffin Academy, search "Fun and Friends Club". Click on the link provided to access to our programme. Please Click "add bookmark" to include "Fun and Friends Club" to your favourite list so that you can access to the webpage easily next time.



By setting the bookmark, you can simply go to Puffin Academy and retrieve "Fun and Friends Club" from your list. You do not need to do the searching every time.

The login procedures will be the same as PC/Mac users.

II. Update Personal Information and Password



Click here to view your profile

Change Profile:
Click here to fill in your **phone number, email address, and new password**

School	Term	Class	Course	Expiry
Wiseman Education	2013 - 2014	HK	Fun and Friends	15/08/2015
			Stage 1 (Learners)	
			Stage 1 (Self Learning)	
			Stage 1 (Self Learning)	
			Book Club	
			Level 0	
			Level 1	
			Level 2	
			Level 3	



Please enter your email address in the "Profile" section upon the first time of login. A Progress Report will be sent to your email for you to follow the progress of your child.

III. Do the Lessons



The screenshot shows the homepage of the Fun and Friends Club. At the top left, there are two icons: a home icon and a profile icon. A callout box with an arrow pointing to the home icon contains the text: "Click the home button to go back to the front page". In the center, there is a large white cloud-shaped area with the text "Welcome !" and "Are you ready for fun!". Below this, there is a paragraph of text: "Welcome back to your new Fun and Friends Club homepage! You can now access all the fun in the interactive programme, read incredible adventure in the Bookclub and play with your friends in the playground. Start now your learning journey with your new best friends! Just click on the icons below!". Below the text is a yellow button labeled "Interactive Programme". A callout box with an arrow pointing to this button contains the text: "Select 'Interactive Programme'". At the bottom of the page, there is a row of small icons representing different modules: FAMILY, VOYA, and others. At the bottom right, there is a small copyright notice: "Copyright 2020-2024. All rights reserved."

Now you can choose the modules and start your learning journey!



The screenshot shows the "Fun and Friends Programme" module selection screen. At the top, there is a navigation bar with icons for Home, Profile, Playground, Bookings, ePortfolio, and Lessons. Below the navigation bar is a large yellow sun icon. The main heading is "Fun and Friends Programme" in a yellow, playful font. Below the heading is a breadcrumb trail: "Home > Fun and Friends Programme > Stage 1 (Learners)". Below the breadcrumb trail are five colorful book covers representing different modules: "Family and Friends" (red), "Caring and Sharing" (green), "Five Senses" (teal), "Places and Activities" (orange), and "The World Around Us" (blue). Each book cover features illustrations of children and animals. At the bottom left, there is a large yellow circular button with a white left-pointing arrow.